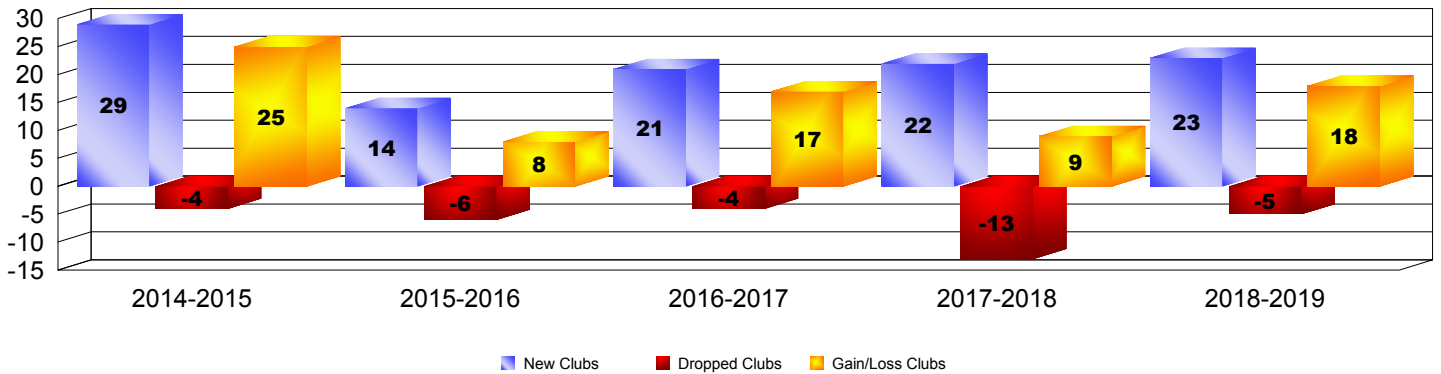
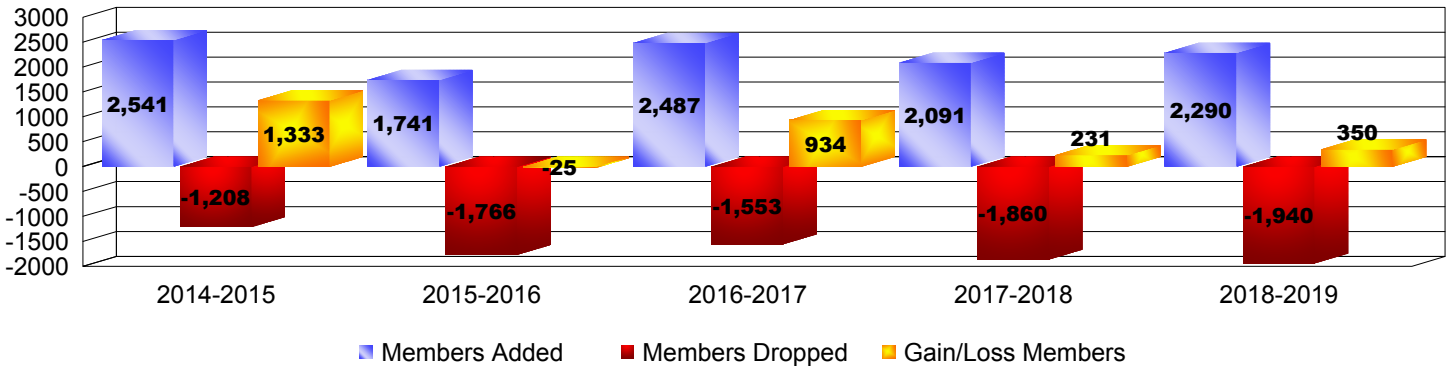


Year	New Clubs	Dropped Clubs	Gain/Loss Clubs	New Members	Charter Members	Reinstate Members	Transfer Members	Total Member Added	Total Members Dropped	Gain/Loss Members
2014-2015	29	-4	25	1582	818	117	24	2541	-1208	1333
2015-2016	14	-6	8	1239	406	66	30	1741	-1766	-25
2016-2017	21	-4	17	1727	641	87	32	2487	-1553	934
2017-2018	22	-13	9	1385	589	90	27	2091	-1860	231
2018-2019	23	-5	18	1415	707	62	106	2290	-1940	350
Average	22	-6	15	1470	632	84	44	2230	-1665	565

Clubs




Members



Membership Composition

June 2019 Cumulative



Gender Comparison

June 2019 Cumulative

